



New Student Login Instructions

Office of Undergraduate Admission

401-254-3500

800-458-7144 x3500

admit@rwu.edu

As a new student, we understand there are many important things to keep track of as you navigate your way through your New Student checklist. Below is a helpful guide to help you keep the locations and login credentials for your checklist items organized all in one place.

What is my RWU Username and password?

Your RWU username is comprised of your first initial of your preferred/chosen first name, your last name, and three numbers. The three numbers are comprised of the fourth number in your birthday, the last number in your student ID, and the last number of your Social Security Number*.

Your RWU password: Your RWU default password is comprised of your initials (same as above), the last four digits of your social security number and capital "RWU". If you've already reset your default password, but cannot recall your new password, please visit <https://passwords.rwu.edu> to change your password.

Example User: John Doe

Birthdate: 01/31/1991
 Student ID: 1123456
 Last 4 of SSN*: 4425
 Username: jdoe165
 Password (default): jd4425RWU

**if you are an international student and do not have an SSN, please contact the Office of Admission for your login credentials*

Your two main systems:

Task	System Name	Description	URL	How to login in
Log in to RogerCentral	RogerCentral	<p>This is now your RWU self-service gateway.</p> <p>Once you are officially a student at RWU, you will use RogerCentral to navigate through your new student checklist</p>	https://rogercentral.rwu.edu	<p>Username: Use your RWU username@academics.rwu</p> <p>Password: Use your RWU password</p>
Log in to your RWU Google Apps Account	RWU Google Apps	<p>This is now your RWU Student email account.</p>	https://accounts.google.com	<p>Username: Use your RWU username@g.rwu.edu</p> <p>Password: Use your RWU password when signing into your account for the first time. You will be required to change your password upon successfully accessing your account.</p> <p>Please note: If you already have a personal google account: At the Google Apps login page, prior to logging in with your RWU Google Apps account, you will need to click on "Use another account" and enter your entire RWU google email address.</p>

To Do: May

Task	System Name	Description	Instructions
Register for Orientation	RogerCentral	This is the site you will use to register for orientation. No additional login credentials are needed!	https://rogercentral.rwu.edu <i>In RogerCentral, go to Academics > Student Planning Menu > Register for Orientation</i>

Complete your Academic Placement Assessments	RogerCentral	This is the site you'll use to review the placement testing by subject requirements before logging in to take your placement tests.	https://rogercentral.rwu.edu <i>In RogerCentral, go to Academics > Student Planning Menu > Placement</i>
--	--------------	--	--

Modern Language (Bridges)	Mathematics	Writing
Username: Use your RWU username only <u>WITHOUT</u> the @academics.rwu Password: Use your RWU password	Create an account by entering first name, last name, student ID, and email address. Then, specify your login ID – it's recommended to use the first initial of you first name and all of your last name	You do not require a username or password to login, just enter your RWU student ID & your name onto the writing survey in the fields provided.

Health and Immunization Forms	RogerCentral	This is where you will manage your Health and Immunization records.	https://rogercentral.rwu.edu <i>In RogerCentral, click Academics > Student Planning Menu > Health Service Patient Portal</i> Username: Use your RWU username@academics.rwu Password: Use your RWU password
-------------------------------	--------------	--	--

Update your emergency/personal contact information	RogerCentral	This is where you will update your emergency/personal contact information	https://rogercentral.rwu.edu <i>In RogerCentral, click User Options > Emergency Information</i> Once you are logged into RogerCentral, there are no additional login credentials needed.
--	--------------	--	---

Academics

- Student Planning
 - Planning Overview
 - Plan & Schedule
 - My Progress
 - Course Catalog
 - Health Service Patient Portal
 - Register for Orientation**
 - RWU Hawks Online Training
 - Placement**

Academics

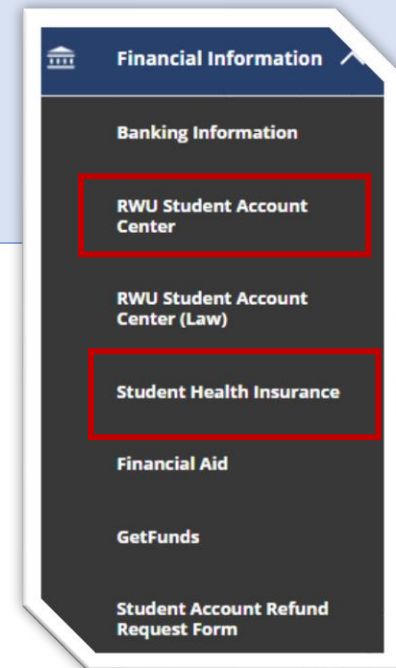
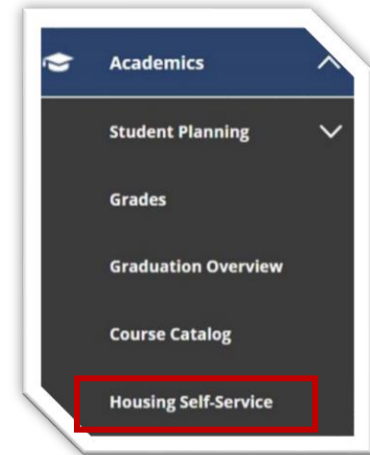
- Student Planning
 - Planning Overview
 - Plan & Schedule
 - My Progress
 - Course Catalog
 - Health Service Patient Portal**

User Options

- User Profile
- Emergency Information**

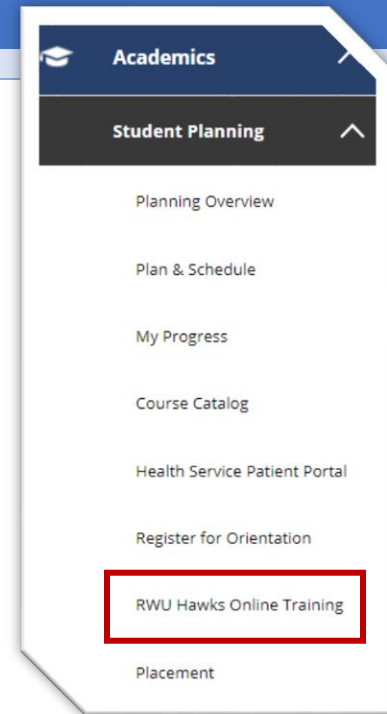
To Do: June

Task	System Name	Description	How to login in
<p>Complete your New Student Housing Contract, Application , and Roommate Selection</p> <p><i>(if you are living on campus)</i></p>	RogerCentral	This is where you will complete your New Student Housing Application form if you will be residing in campus housing.	<p>https://rogercentral.rwu.edu</p> <p><i>In RogerCentral, Click Academics > Housing Self-Service</i></p> <p>Username: Use your RWU username@academics.rwu</p> <p>Password: Use your RWU password</p>
<p>Waive/Accept University Health Insurance</p>	RogerCentral	This is the site you will use to waive/accept University provided Health insurance.	<p>https://rogercentral.rwu.edu</p> <p><i>In RogerCentral, click Financial Information > Student Health Insurance</i></p> <p>You do not require a username or password to login, just enter your Date of Birth and Student ID number.</p>
<p>Login to the RWU Billing Site and review your fall semester bill</p>	RogerCentral	This is where you will receive billing statements, view account activity, make payments, and enroll in payment plans.	<p>https://rogercentral.rwu.edu</p> <p><i>In RogerCentral, click Financial Information > RWU Student Account Center > Login with RWU credentials</i></p> <p>Username: Use your RWU username@academics.rwu</p> <p>Password: Use your RWU password</p> <p>Students will need to grant account access to parents through their Student Account Center (SAC). Once logged in as a student, navigate to 'My Profile Setup.' Click 'Authorized Users' and 'Add Authorized Users.' Once you add Authorized users, they will get an email to set up their own profile.</p>



To Do: July & August

Task	System Name	Description	How to Login
RWU Hawks Online Courses	RogerCentral	This is where you will complete all required Hawks online training courses	https://rogercentral.rwu.edu <i>In RogerCentral, click Academics > Student Planning Menu > RWU Hawks Online Training</i> Username: Use your RWU username only WITHOUT the @academics.rwu Password: Use your RWU password



Finalize your Aid	RogerCentral	This is will bring you to the financial aid portal where you will manage your financial aid.	https://rogercentral.rwu.edu <i>In RogerCentral, click Financial Information > Financial Aid</i>
-------------------	--------------	---	---

